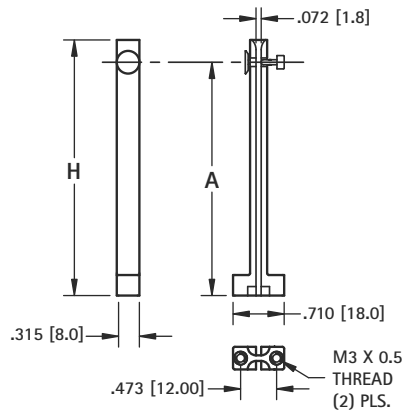
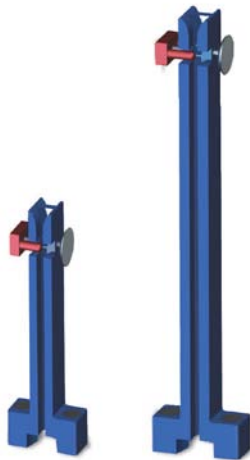

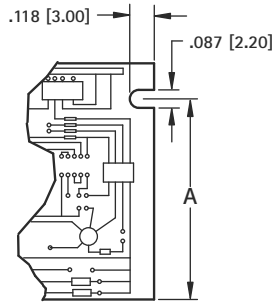


VERTICAL PC BOARD GUIDES


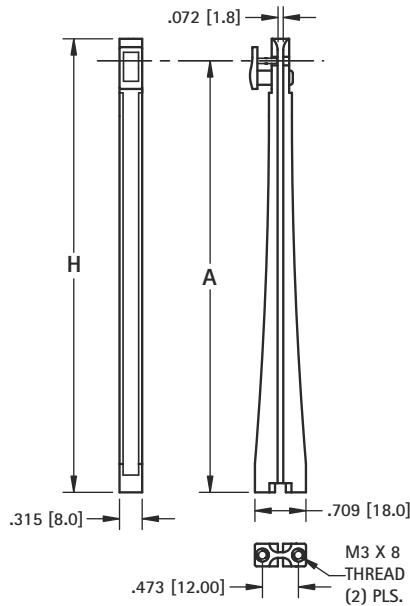
Vertical board guides provide for a quick and easy assembly of circuit boards. Sturdy design assures boards stay square. These guards can be mounted to chassis or directly to a mother board. Mounting holes have brass threaded inserts to assure secure mounting of guide. After bracket is installed, boards are quickly locked into place or released for repair or upgrades. Locking pins at the top of the bracket can be set/released using finger pressure, no tools are required.

- Brass threaded inserts assure sturdy connection to chassis or mother board.
- Available for circuit boards 1.970" to 6.300" tall.
- Locking pin keeps circuit board locked into place.
- M3 mounting screws available.
- All brackets use same footprint, no redesign of mounting holes required if changing bracket height.



CAT. NO.	H HEIGHT	A LOCK PIN HEIGHT
8645	1.970 (50.0)	1.650 (42.0)
8646	2.560 (65.0)	2.250 (56.5)
8647	3.540 (90.0)	3.200 (81.5)
8648	4.725 (120.0)	4.430 (112.5)

MATERIAL:
Guide: Nylon
Threaded Insert: Brass, Nickel plate



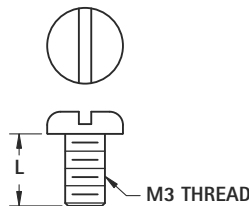
CAT. NO.	H HEIGHT	A LOCK PIN HEIGHT
8649	6.300 (160.0)	6.000 (152.0)

MATERIAL:
Guide: Polystyrene
Threaded Insert: Brass, Nickel plate

PC BOARD GUIDES

M3 MOUNTING SCREW

- Pan head screw
- Available in four lengths to accommodate most board thicknesses
- Flat washer available: P/N 4693



CAT. NO.	L
29311	6.00
29314	12.00
29316	16.00
29318	25.00

MATERIAL: Steel, Zinc plate