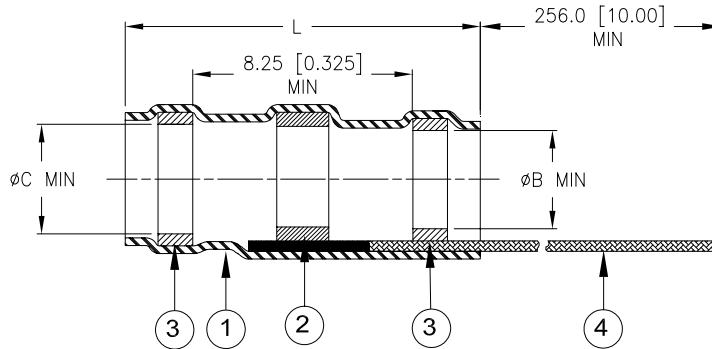


## SPECIFICATION CONTROL DRAWING



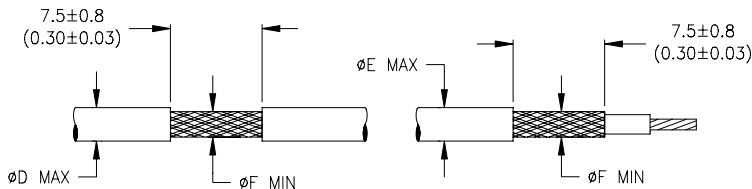
Product Name	Ident. Code	Product Dimensions			Cable Dimensions		
		$L \pm 1.75$ ( $L \pm 0.070$ )	$\phi B$ min	$\phi C$ min	$\phi D$ max	$\phi E$ max	$\phi F$ min
S200-1-01-100HN	S2001R	16.50 (0.650)	1.90 (0.075)	2.67 (0.105)	1.90 (0.075)	2.67 (0.105)	0.90 (0.035)
S200-2-01-100HN	S2002R	16.50 (0.650)	2.67 (0.105)	3.68 (0.145)	2.67 (0.105)	3.68 (0.145)	1.40 (0.055)
S200-3-01-100HN	S2003R	16.50 (0.650)	4.32 (0.170)	5.08 (0.200)	4.32 (0.170)	5.08 (0.200)	2.15 (0.085)
S200-4-01-100HN	S2004R	19.10 (0.750)	5.97 (0.235)	6.48 (0.255)	5.97 (0.235)	6.48 (0.255)	3.30 (0.130)
S200-5-01-100HN	S2005R	19.10 (0.750)	6.98 (0.275)	7.62 (0.300)	6.98 (0.275)	7.62 (0.300)	4.30 (0.170)


### MATERIALS

- INSULATION SLEEVE: Heat-shrinkable, transparent blue, radiation cross-linked modified fluoropolymer.
- SOLDER PREFORM WITH FLUX AND THERMAL INDICATOR:  
 SOLDER: TYPE Sn96 per ANSI / J-STD-006.  
 FLUX: TYPE ROM1 per ANSI / J-STD-004.  
 THERMAL INDICATOR: Fusible ring.
- MELTABLE SEALING RINGS: Environment resistant modified thermoplastic fluoroelastomer. Color: light blue.
- PRE-INSTALLED BRAID: Nickel-plated copper strands per ASTM-B355 Class 7. CMA 640.

### APPLICATION

- These parts are designed to provide an environment protected shield termination on cables, rated for 150°C minimum, meeting the dimensional criteria listed, having silver or nickel-plated shields.
- Install using Tyco Electronics approved convection or infrared heating tools in accordance with Tyco Electronics process standard RCPS-100-71. When installed with approved convection or infrared heating tools, assemblies will meet the performance requirements of SAE AS83519. Infrared tools are not recommended for use with black cable jackets.
- Parts shall be marked with identification code per table.
- Temperature range: -65°C to +200°C.
- For best results, prepare the cable as shown:



 <div>Tyco Electronics</div>		Tyco Electronics 300 Constitution Dr Menlo Park, CA 94025, U.S.A.	TITLE: SOLDERSLEEVE SHIELD TERMINATOR WITH PRE- INSTALLED BRAID, 200 DEG C, ROHS COMPLIANT		
Unless otherwise specified dimensions are in millimeters. [Inches dimensions are shown in brackets]		Raychem	DOCUMENT NO.: S200-X-01-100HN		
TOLERANCES: 0.00 N/A 0.0 N/A 0 N/A	ANGLES: N/A  ROUGHNESS IN MICRON	Tyco Electronics reserves the right to amend this drawing at any time. Users should evaluate the suitability of the product for their application.		REV:  B1	DATE:  18-Apr-07
DRAWN BY: P.TALLY	CAGE CODE: 06090	REPLACES: D050441	ECO NUMBER: 07-009116	SCALE:  NTS	SIZE: A  SHEET: 1 of 1